

Apple iOS - eduroam

ZIM – Center for Information Technology and Media Management

Contents of this page:

[General](#) [Apple iOS](#) [Delete profiles](#) [ZIM-Support](#) [Feedback](#)

General

With eduroam, registered users can access the academic network easily, quickly and without additional registration, not only at their own institution but also at other academic institutions. The eduroam WLAN is embedded in corresponding European projects (see www.eduroam.org), which should also enable the transparent use of scientific networks across borders. There are no additional costs for eduroam users, as is the case for the use of commercial hotspots, for example.

Access and requirements

The University of Potsdam offers comprehensive coverage with EDUROAM wireless LAN (WLAN) on its campus. The WLAN hardware consists of 2,500 access points in a redundant 100 Gbit/s backbone network.

Members, students and employees of the University of Potsdam thus have access to the internet. Encrypted Wi-Fi access via eduroam (short for: education roaming) is also available at many participating educational and research institutions worldwide. Eduroam is also available to visitors from other educational and research institutions at the University of Potsdam, provided that the home institution also participates in eduroam.

User name and password

Authentication: In order to establish a connection, you must enter your user name and password when setting up. As a Uni-Potsdam user, please use your username:

- **central university account (UP account)** with the addition @uni-potsdam.de. Do not use your e-mail address in the format nachname@uni-potsdam.de.
- Use your **UP account password** as the password.

Technical information

Connection: To set up eduroam on the device, you always need an active internet connection (e.g. via a mobile hotspot).

Security: The eduroam network at the university is protected with WPA2-Enterprise, i.e. communication between the access point and the end device is encrypted so that not everyone in the vicinity can read the network traffic. To ensure a secure installation, this must be set up using a configuration profile from cat.eduroam.org. A direct WLAN login with user name and password is therefore not recommended.

Locations: Participating institutions can be easily found via the eduroam Companion app. The service is described at the following URL: <https://eduroam.org/eduroam-companion-app/>.

In order to be able to use eduroam at other locations without any problems, it must be set up via the apps or with profile installation. If you set up the connection manually, a connection at other locations will not work.


VPN note: An additional VPN connection to the university's data network is required for intranet access. A service description for the [VPN University of Potsdam](#) is available on the ZIM web pages "Offers & Solutions" or the search term: "Uni Potsdam VPN".

Apple iOS

Please note! If available, remove your old configuration! To do this, go to *Settings > General > VPN and device management >* and click on *eduroam > Remove profile >* Now enter the *PIN of your device >* and confirm with *Remove*

To set up eduroam on the device, you need an active internet connection. Open **Safari** (no alternative browser!) and visit the URL <https://cat.eduroam.org/?idp=5077>.

<https://cat.eduroam.org/?idp=5077>



1. Connect your iOS device to the Internet
2. Open the following page in Safari: <https://cat.eduroam.org/?idp=5077>
3. Download the configuration profile using the following button
4. Click Allow
5. Go to Settings, then General, then VPN and Device Management
6. Select the eduroam® profile and click Install (you may be asked again)
7. Follow the installation instructions and enter your UP account with @uni- [potsdam.de](https://www.uni-potsdam.de) and the corresponding UP account password
8. Complete the setup by clicking Done
9. Connect to eduroam via Wi-Fi

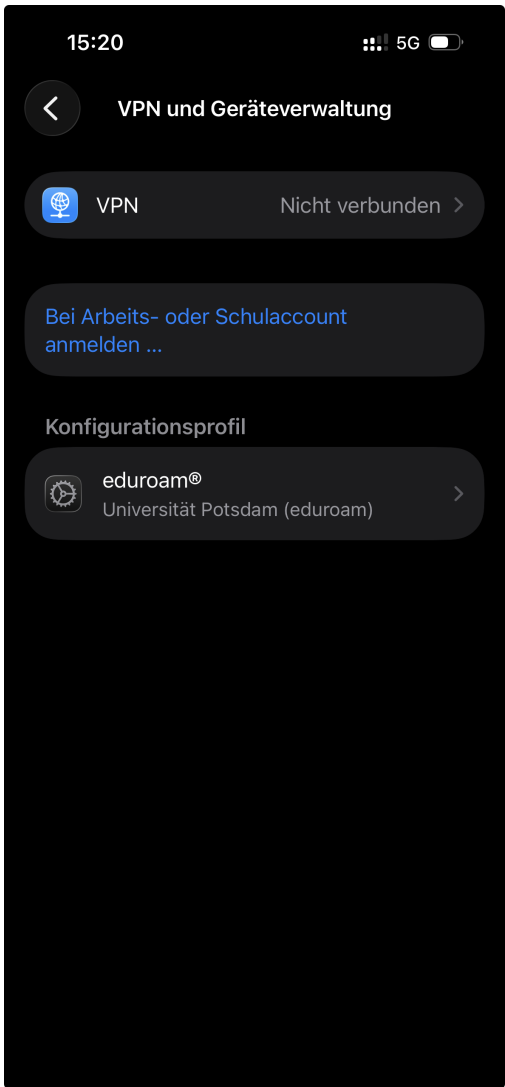
Diese Website versucht, ein Konfigurationsprofil zu laden. Darf sie das?

Ignorieren

Zulassen

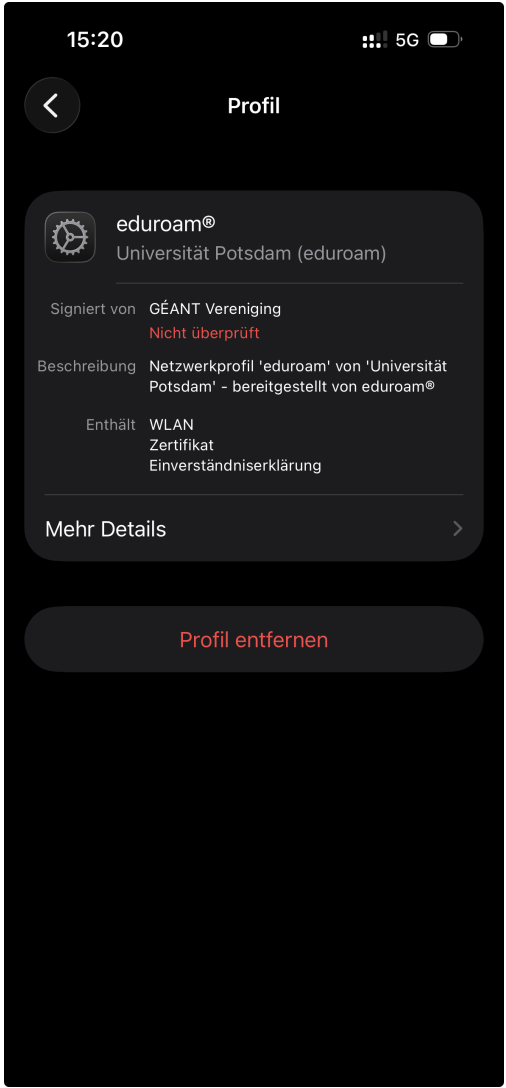






Delete euduroam profiles

Follow the steps below to delete existing euduroam profiles.

Operating system	Picture
Apple iOS 1. Settings General VPN and Device Management 2. euduroam Select "Remove Profile"	

ZIM support for eduoram

Write a ticket to ZIM by emailing: zim-service@uni-potsdam.de or via the support form: <https://www.uni-potsdam.de/de/zim/beratung-hilfe/supportanfrage>.

Visit us directly at the technician WLAN office hours at the locations:

Am Neuen Palais

Where: House 2, Room 0.01. und 0.06

When: Tuesday 9:00 - 11:00 am and Thursday 1:00 - 3:00 pm.

Contact persons: Hr. Kersch, Hr. Großholz, Hr. Lehmann

Golm

Where: House 8, Room 0.08

When: Tuesday 1:00 - 2:30 pm

Contact persons: Hr. Kolossov, Hr. Pippig

Griebnitzsee

Where: House 1, Room 1.47

When: Monday 1:30 - 3:00 pm

Contact person: Hr. Ryl